

PNEUMATIC CONTROL VALVES

PV 928

(V928 angle type valves with linear actuators PA series)

DESCRIPTION

The PV928 are two or three way control valves with angle connections, specially designed for food, chemical pharmaceutical and cosmetic industries among others. The PA pneumatic actuator is rubber diaphragm and multi-springs. It's action can be DA - direct action (air to close) or RA-reverse action (air to open). The PV928 valves have been designed to assure an accurate control in any process condition and they have self draining design.

MAIN FEATURES

Quick disassembling through clamp body bonnet coupling
Metal to metal or soft sealing.
Self draining design

STANDARD SURFACE FINISH

Internal parts: 0,8 microns Ra

0,4 microns Ra on request

External:

Body:

Fine machined (mechanical or electro polished as option)

Actuator:

Stainless steel satin bead blast finish – 1,6 microns Ra

Steel painted



OPTIONS:

Soft sealing
Steam barrier
Position transmitter
Pneumatic pilot positioner
Air filter regulator
Top-work manual handwheel

MAX.AIR SUPPLY: 3,5 bar

USE:

Saturated steam liquids and gases compatible with the construction

AMBIENT

TEMPERATURE: -20°C+70°C

AVAILABLE

MODELS:

PV928A-Two way angle valve
PV928H-Two way horizontal valve
PV928M-Three way mixing valve
PV928D-Three way diverting valve

STEM SEALING:

EPDM or PTFE
Considering the medium and temperature

PLUG TYPES:

Equal percentage (EQP)
Linear (PL)
On-Off (PT)

VALVE SIZES:

DN1/2" to DN4" ; DN15 to DN100

PORT:

Full port as standard
Reduced or microflow on request

CONNECTIONS:

Tube weld, screwed, flanged and sanitary clamp.

PNEUMATIC ACTUATORS:

PA-205,PA-280,PA-340,PA-435

ACTUATOR CONN:

1/4" NPT-F

CONTROL SIGNAL:

0,2 – 1bar; 0,4 – 1,2 bar; 0,4 – 2 bar

ELECTRIC ACT.:

Consult catalogue IS EL20.00 E

VALVE BODY LIM. CONDITIONS

PRESSURE/TEMPERATURE

10 bar

-10/170°C

Higher limits on request

CE MARKING (PED - European Directive 97/23/EC)

PN 10

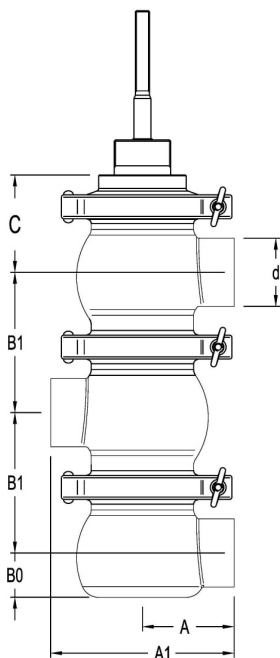
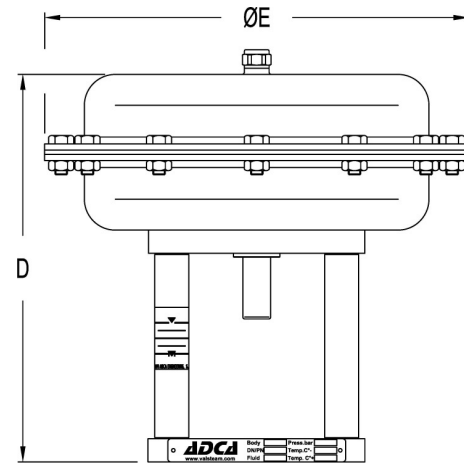
Category

DN1/2" to DN4" - DN15 to DN100

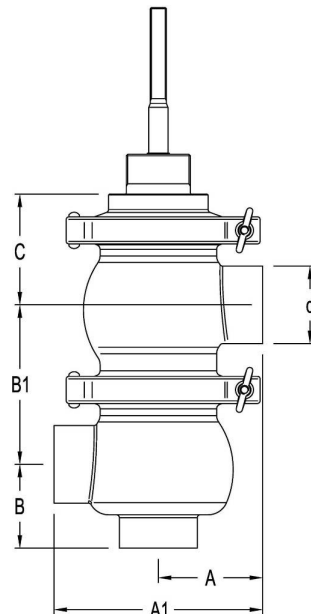
SEP - art. 3, paragraph3

MATERIALS	
DESIGNATION	MATERIAL
Valve Body	AISI316L / 1.4404
Bonnet	AISI316L / 1.4404
Actuator (Steel)	S235JRG2 / 1.0038
Actuator (Stain.steel)	AISI304 / 1.4301
* Diaphragm	NBR 70
Yoke (Steel)	C45E / 1.1191
Yoke (Stainless steel)	AISI304 / 1.4301
*Valve plug	Metal, EPDM, PTFE, VITON
*Valve Seal	EPDM, FEP, VMQ
*Packing	EPDM, PTFE, VITON

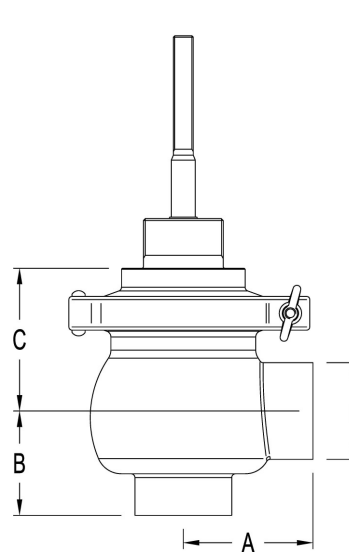
* Available spare parts



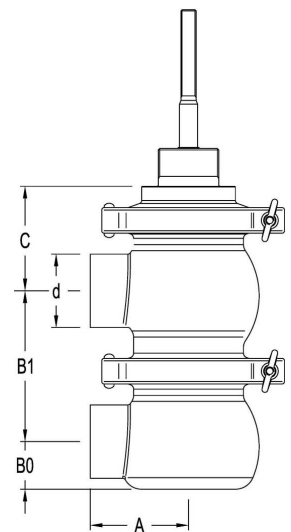
V928D



V928M



V928A



V928H

Connection examples		
Clamp	Round thread	Flange

DIMENSIONS AND FLOW RATE												
VALVE BODY										ACTUATOR		
DN	Kvs m ³ /h	Stroke mm	ø d * DIN 11850	A (mm)	A1 (mm)	B (mm)	B0 (mm)	B1 (mm)	C (mm)	Type	D (mm)	ø E (mm)
1/2"-15	4,2	20	18	38	76	38	14	66	38	PA-205	235	210
3/4"-20	6,8	20	22	38	76	38	16	66	38	PA-280	240	275
1"-25	11	20	28	52	104	52	22	72	52	PA-340	265	335
1 1/4"-32**	15	20	34	56	112	56	25	78	56	PA-435	295	430
1 1/2"-40	22	20	40	64	128	64	28	86	64			
2"-50	38	20	52	72	144	72	34	96	72			
2 1/2"-65	61	30	70	86	172	86	45	114	86			
3"-80	89	30	85	109	218	109	54	135	109			
4"-100	136	30	100	119	238	119	61	152	119			

* Tube weld , other connections and standards on request. ** Not available with ASME BPE

Consult factory for certified dimensions. Dimensions subject to change without notice.